

**USES: LAYING SOLUTIONS**  
**APPLICATIONS: SYSTÈMES DE POSE**  
**EINSATZBEREICHE: VERLEGUNGSSYSTEME**  
**APLICAÇÕES: SOLUÇÕES DE APLICAÇÕES**



DRY INSTALLATION ON GRASS  
 POSE EN APPUI SUR HERBE  
 TROCKENVERLEGUNG AUF GRAS  
 APLICAÇÃO A SECO SOBRE RELVA



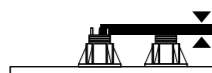
DRY INSTALLATION ON GRAVEL  
 POSE EN APPUI SUR GRAVIER  
 TROCKENVERLEGUNG AUF KIES  
 APLICAÇÃO A SECO SOBRE GRAVILHA



INSTALLATION ON SCREED WITH ADHESIVE  
 POSE SUR CHAPE AVEC COLLE  
 KLEBERVERLEGUNG AUF ESTRICH  
 APLICAÇÃO EM CIMENTO OU BETONILHA



ELEVATED FLOOR INSTALLATION ON A FIXED SUPPORT  
 POSE SURÉLEVÉE SUR SUPPORT FIXE  
 DOPPELBODEN-VERLEGUNG AUF FIXEM TRÄGER  
 APLICAÇÃO SOBREELEVADA NUM SUPORTE FIXO



ELEVATED FLOOR INSTALLATION ON AN ADJUSTABLE SUPPORT  
 POSE SURÉLEVÉE SUR SUPPORT RÉGLABLE  
 DOPPELBODEN-VERLEGUNG AUF REGULIERBAREM TRÄGER  
 APLICAÇÃO SOBREELEVADA NUM SUPORTE AJUSTÁVEL

It is mandatory to use a fifth central support on 60x60 tile format to distribute the loads equally.

C'est obligatoire l'utilisation d'un cinquième support central du carreau 60x60 cm, afin de distribuer uniformément le poids.

Der einsatz eines fünften trägers in der mitte der platte 60x60 ist erforderlich, um die last gleichmässig zu verteilen.

É obrigatória a utilização de um quinto pé central no formato 60x60 para distribuir a carga equitativamente.

**PACKING | EMBALLAGE | VERPACKUNG | EMBALAGEM**

SIZE FORMAT FORMAT FORMATO (CM)	PRODUCT PRODUIT PRODUKT PRODUTO	THICKNESS ÉPAISSEUR DICKE ESPESSURA	PC X	M <sup>2</sup> X	KG X	M <sup>2</sup> X	KG X	A x B x C cm	
60x90	Porcelain glazed floor tiles rectified Grès cérame émaillé rectifié Feinsteinzeug glasiert rektifiziert Grés vidrado retificado	20,0mm	1	0,54	25,00	40	21,60	1000	94 x 122 x 74
60x60		20,0mm	2	0,72	31,20	32	23,04	1018	80 x 120 x 75
60x60	Porcelain glazed floor tiles Grès cérame émaillé Feinsteinzeug glasiert bodenfiesen Grés vidrado	20,0mm	2	0,72	31,70	32	23,04	1040	80 x 120 x 75
61x61		8,0mm	4	1,49	26,38	36	53,28	975	80 x 120 x 75,8

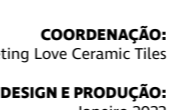
**TECHNICAL FEATURES | CARACTÉRISTIQUES TECHNIQUES**  
**TECHNISCHE EIGENSCHAFTEN | CARACTERÍSTICAS TÉCNICAS**

ISO 13006 | EN14411: GRUPO BIa GL

Glazed porcelain tiles | Grès cérame émaillé | Feinsteinzeug glasiert | Grés vidrado

Technical Features   Données Techniques Technische Eigenschaften   Características Técnicas	Test method   Méthode d'essai Prüfmethode   Norma	Prescribed value   Valeur prescrite Vorgeschriebener Wert   Valor Prescrito	Typical Value   Valeur Typique Typischer Wert   Valor Típico
Size - Length and width   Dimension - Longueur et largeur Abmessungen - Länge und Breite   Dimensão - Comprimento e largura		Rectified ±0,3%, max ± 1,0mm Non rectified ±0,6%, max ± 2,0mm	Conform   Conforme Gemäß   Conforme
Side straightness   Rectitude des arêtes Kantengeradheit   Rectilinearidade das arestas		Rectified ±0,3%, max ± 1,5mm Non rectified ±0,5%, max ± 2,0mm	Conform   Conforme Gemäß   Conforme
Rectangularity   Orthogonalité Rechtwinkligkeit   Ortogonalidade	ISO 10545 - 2	Rectified ±0,3%, max ± 1,5mm Non rectified ±0,5%, max ± 2,0mm	Conform   Conforme Gemäß   Conforme
Warpage   Planéité Ebenflächigkeit   Planaridade		Rectified ±0,4%, max ± 1,8mm Non rectified ±0,5%, max ± 2,0mm	Conform   Conforme Gemäß   Conforme
Thickness   Épaisseur Dicke   Espessura		±5% (max ± 0,5mm)	Conform Conforme Gemäß Conforme
Water absorption   Absortion d'eau Wasseraufnahme   Absorção de água	ISO 10545 - 3	≤ 0,5%	0,05% 60x90 RET. AS 0,1% 60x60 RET. AS _ 60x60 AS 0,2% 61x61 AS
Modulus of rupture   Module de rupture Biegung Modul   Módulo de ruptura	ISO 10545 - 4	≥ 35N/mm <sup>2</sup>	50N/mm <sup>2</sup> 60x90 RET. AS 40N/mm <sup>2</sup> 60x60 RET. AS _ 60x60 AS 61X61 AS
Breaking strength (S)   Résistance à la flexion (S) Biegefestigkeit (S)   Resistência à flexão (S)		≥ 1300 N	13600N 60x90 RET. AS 10000N 60x60 RET. AS _ 60x60 AS 2000N 61X61 AS
Abrasion resistance   Résistance à l'abrasion Abrieb widerstand   Resistência à abrasão	ISO 10545 - 7	As indicated by manufacturer Comme indiqué par le producteur Wie vom Hersteller angegeben Conforme indicado pelo fabricante	3 - 4
Linear thermal expansion   Dilatation thermique linéaire Lineare Wärmeausdehnung   Dilatação térmica linear	ISO 10545 - 8	As indicated by manufacturer Comme indiqué par le producteur Wie vom Hersteller angegeben Conforme indicado pelo fabricante	α ≤ 7,0x10 <sup>-6</sup> °C <sup>-1</sup> 60x90 RET. AS α ≤ 7,5x10 <sup>-6</sup> °C <sup>-1</sup> 60x60 RET. AS   60x60 AS
Thermal shock resistance   Résistance au choc thermique Temperaturwechselbeständigkeit   Resistência ao choque térmico	ISO 10545 - 9	As indicated by manufacturer Comme indiqué par le producteur Wie vom Hersteller angegeben Conforme indicado pelo fabricante	Resistant Résistant Beständig Resistente
Cracking resistance   Résistance aux tré sillures Haarris bestaendigkeit   Resistência ao fendilhamento	ISO 10545 - 11	Required   Nécessaire Anforderung   Exigida	GL Resistant   Résistant Beständig   Resistente
Frost resistance   Résistance au gel Frostbeständigkeit   Resistência ao gelo	ISO 10545 - 12	Required   Nécessaire Anforderung   Exigida	Resistant   Résistant Beständig   Resistente
Resistance against acids and alkalis   Résistance aux acides et aux alcalis Bestaend. Gegen saeuren u. Laugen   Resistência aos ácidos e bases		As indicated by manufacturer Comme indiqué par le producteur Wie vom Hersteller angegeben Conforme indicado pelo fabricante	GLB
Resistance to household cleaning proucts Résistance aux produits domestiques de nettoyage Bestaendig. G.Haushaltsreinigungsprodukte Resistência aos produtos de limpeza domésticos	ISO 10545 - 13	Minimum: GB   Minimum: GB Minimum: GB   Mínimo: GB	GA
Stain resistance   Résistance aux taches Beständigkeit gegen Fleckenbildner   Resistência às manchas	ISO 10545 - 14	Minimum: class 3   Minimum: classe 3 Minimum: Klasse 3   Mínimo: classe 3	4
Slip resistance   Résistance au glissement Rutschfestigkeit   Resistência ao escorregamento	DIN 51130 DIN 51097 BS 7976 AS/NZS 4586	As indicated by manufacturer Comme indiqué par le producteur Wie vom Hersteller angegeben Conforme indicado pelo fabricante	R12 Class C ≥36 P4 60x90

It is guaranteed the compliance with the values required by norm EN 14411 Grupo BIa GL. Typical Value is merely indicative, which can vary from real data, and does not have the purpose of any trading proposal. | Le respect de la norma EN14411 Grupo BIa GL est garanti. La valeur typique annoncée étant indicative, pouvant varier de la valeur réelle, n'ayant pas la nature d'une proposition à caractère. | Es wird die Einhaltung der in der Norm EN 14411 Gruppe BIa GL geforderten Werte garantiert. Der angegebene Wert ist lediglich ein Richtwert, der von den tatsächlichen Daten abweichen kann und nicht Teil des Handelsvertrages darstellt. | É garantido o cumprimento da norma EN 14411 Grupo BIa GL. O valor típico anunciado é meramente indicativo, podendo variar dos dados reais, não tendo a natureza de proposta negocial.



COORDENAÇÃO:  
Marketing Love Ceramic Tiles

DESIGN E PRODUÇÃO:  
Janeiro 2022

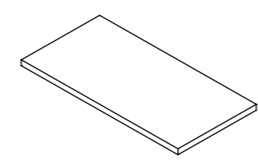




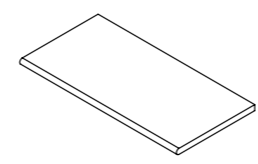


CANYON 20MM SAND  
60x60 AS

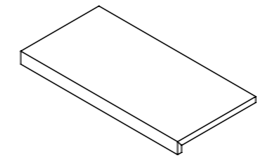
**SPECIAL PIECES 20MM | PIÈCES SPÉCIALES 20MM  
SPEZIALTEILE 20MM | PEÇAS ESPECIAIS 20MM**



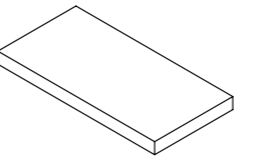
Straight edge  
Margelle  
Stufenplatte  
Base  
30x60 20MM AS  
30x60 RET. 20MM AS



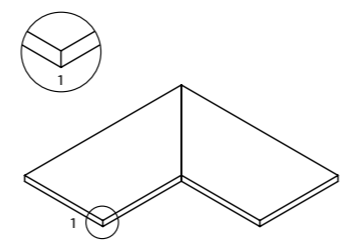
Straight edge Grooved  
Margelle sillonnée  
Rillenstufe  
Base sulcada  
30x60 20MM AS  
30x60 RET. 20MM AS



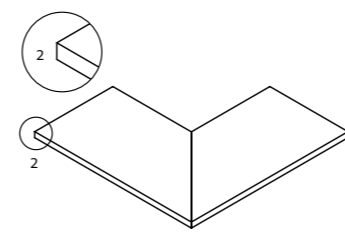
Step extra fluted 20MM  
Nez de marche forte épaisseur 20MM  
Massive stufenplatte 20MM  
Degrau Espessurado 20MM  
30x60 RET. 20MM AS  
30x90 RET. 20MM AS



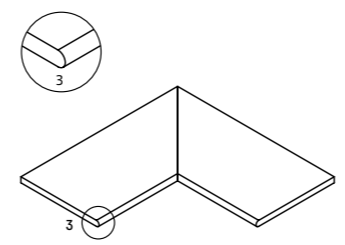
Step extra thick 20MM corner\*  
Nez de marche forte épaisseur 20MM angle\*  
Ecke Massive Stufenplatte 20MM\*  
Degrau Espessurado 20MM Canto \*  
30x60 RET. 20MM AS  
30x90 RET. 20MM AS



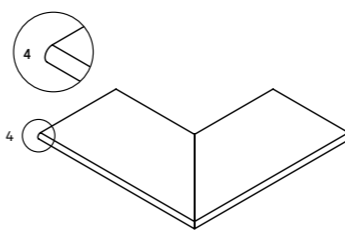
Straight edge inner corner  
Margelle angle bord droit intérieur  
Eckstufe  
Canto interior  
30x60 20MM AS  
30x60 RET. 20MM AS



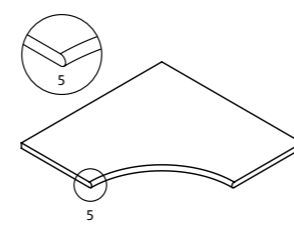
Straight edge outer corner  
Margelle angle bord droit extérieur  
Eckstufe Außenseite  
Canto exterior  
30x60 20MM AS  
30x60 RET. 20MM AS



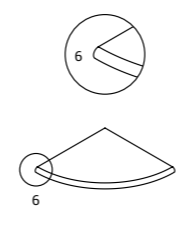
Bullnose inner corner  
Margelle bord intérieur arrondi  
Abgerundete Innenecke (Gärung)  
Canto interior boleado  
30x60 20MM AS  
30x60 RET. 20MM AS



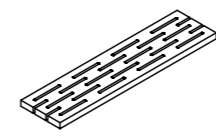
Bullnose outer corner  
Margelle bord extérieur arrondi  
Abgerundete Aussenecke (Gärung)  
Canto exterior boleado  
30x60 20MM AS  
30x60 RET. 20MM AS



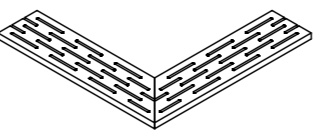
\*\* Internal corner bullnose  
Margelle angle rentrant arrondi  
Abgerundete Innenecke  
Canto interior redondo boleado  
60x60 20MM AS  
60x60 RET. 20MM AS



\*\* External corner bullnose  
Margelle angle sortant arrondi  
Abgerundete Aussenecke  
Canto exterior redondo boleado  
30x30 20MM AS  
30x30 RET. 20MM AS



Overflow grille LT  
Grille LT  
Überlauf LT  
Grelha LT  
15x60 20MM AS  
15x60 RET. 20MM AS



Overflow corner grille LT  
Angle grille LT  
Überlauf Ecke LT  
Canto grelha LT  
15x60 20MM AS  
15x60 RET. 20MM AS

Available in all colour tones | Disponible dans toutes les couleurs | Erhältlich in allen Farben | Disponível em todas as cores

\* Available in right and left corner | Disponible dans l'angle droit et gauche | Erhältlich in der rechten Ecke und links | Disponível no canto direito e esquerdo  
\*\* Radius | Rayon | Radius | Raio: 30cm

canyon



CANYON 20MM IVORY  
60x90 RET. AS  
60x60 RET. AS  
60x60 AS

LT-3800  
LT-3600  
LT-3570



CANYON 20MM SAND  
60x90 RET. AS  
60x60 RET. AS  
60x60 AS

LT-3800  
LT-3600  
LT-3570



CANYON 20MM GREY  
60x90 RET. AS  
60x60 RET. AS  
60x60 AS

LT-3800  
LT-3600  
LT-3570



CANYON IVORY  
61x61 AS

LT-2195



CANYON SAND  
61x61 AS

LT-2195



CANYON GREY  
61x61 AS

LT-2195

